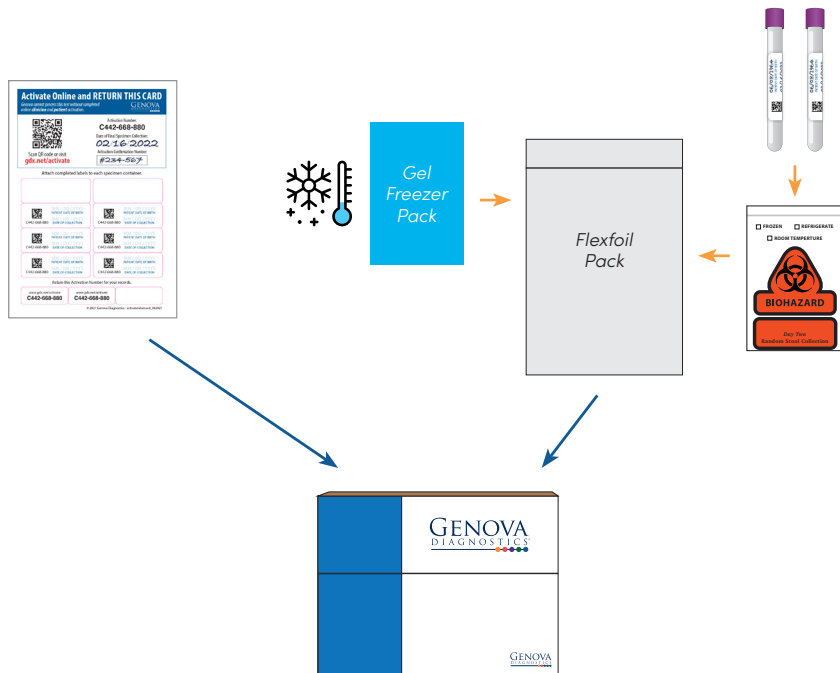


STEP 3

Return Collection Pack

1. Confirm that the tubes have a **completed label attached** with patient's **date of birth** and the **date of collection**. Place the biohazard bag with refrigerated **tubes** and the frozen **gel freezer pack** inside the **flexfoil pack**. Place the flexfoil pack inside the **cardboard box**.
2. Retain a copy of the **activation number** for future reference **using one of the three labels provided on the bottom of the activation label card**.
3. Visit gdx.net/mygdx to enter the date of your final collection and receive your **confirmation code**. Write the date of collection and your confirmation code on the **activation label card**. Place the **activation card inside** the box.
4. **Close the cardboard box** and **place** inside the **FedEx shipping bag**. Follow the shipping instructions provided.



Additional resources are available
online at gdx.net/tests/prep.

©2022 Genova Diagnostics IS-536,n,pi,a-309-p, rev 0222

Provider Guide



Essential and Metabolic
Fatty Acids #3508

BEFORE YOU BEGIN

Ordering Physicians

Visit gdx.net/mygdx to order and activate this test using the activation number on the included label card.

STEP 1

Help Patients Plan for Collection

Ship Monday thru Friday and avoid US holidays which may cause delays. Review full clinical guidelines at gdx.net/tests/prep.

Night Before Collection

Patients must fast overnight prior to the blood draw.

Freeze gel freezer pack (at least 4 hours before shipping).

STEP 2

Specimen Collection











1. Write patient's **date of birth** (DOB) and the **date of collection** on the labels provided. Attach a completed label to each of the **2 tubes** being returned to the lab.



Blood Draw and Processing

1. **Clean the skin** thoroughly with isopropyl alcohol before venipuncture.
2. **Draw blood.**
3. **Prepare blood** using benchchart. Specimens must be received at the lab **within 48 hours** of collection. If necessary, the specimens can be kept in a refrigerator overnight before shipping.

Bench Chart

TUBES	MIX	LABEL AND RETURN
 4 ml K3-EDTA Lavender-top Tube	 Gently invert 3 times Do not shake	   REFRIGERATE
 6 ml K3-EDTA Lavender-top Tube	 Gently invert 3 times Do not shake	   REFRIGERATE